


Name: \_\_\_\_\_

# LOST! Season 2

## Word Search



SCIENCE

SNOWGLOBE

DHARMA

SHANNON

KELVIN

GOODWIN

HENRY

BEARD

FAITH

MICHAEL

CHURCH

ELIZABETH

FAILSAFE

TEDDY BEAR

MR EKO



Name: \_\_\_\_\_

# LOST! Season 2

## Word Search




SCIENCE	SNOWGLOBE	DHARMA
SHANNON	KELVIN	GOODWIN
HENRY	BEARD	FAITH
MICHAEL	CHURCH	ELIZABETH
FAILSAFE	TEDDY BEAR	MR EKO



Name: \_\_\_\_\_

# LOST! Season 2

## Word Search




- |          |            |           |
|----------|------------|-----------|
| SCIENCE  | SNOWGLOBE  | DHARMA    |
| SHANNON  | KELVIN     | GOODWIN   |
| HENRY    | BEARD      | FAITH     |
| MICHAEL  | CHURCH     | ELIZABETH |
| FAILSAFE | TEDDY BEAR | MR EKO    |



# LOST! Season 2

## Word Search

SOLUTION



- |          |            |           |
|----------|------------|-----------|
| SCIENCE  | SNOWGLOBE  | DHARMA    |
| SHANNON  | KELVIN     | GOODWIN   |
| HENRY    | BEARD      | FAITH     |
| MICHAEL  | CHURCH     | ELIZABETH |
| FAILSAFE | TEDDY BEAR | MR EKO    |



# LOST! Season 2

## Word Search




- |          |            |           |
|----------|------------|-----------|
| SCIENCE  | SNOWGLOBE  | DHARMA    |
| SHANNON  | KELVIN     | GOODWIN   |
| HENRY    | BEARD      | FAITH     |
| MICHAEL  | CHURCH     | ELIZABETH |
| FAILSAFE | TEDDY BEAR | MR EKO    |



# LOST! Season 2

## Word Search



SCIENCE

SNOWGLOBE

DHARMA

SHANNON

KELVIN

GOODWIN

HENRY

BEARD

FAITH

MICHAEL

CHURCH

ELIZABETH

FAILSAFE

TEDDY BEAR

MR EKO

